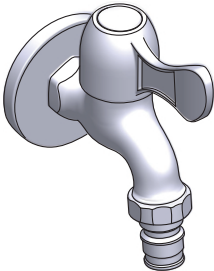


洗衣机龙头  
安装说明书

Laundry Faucet  
INSTALLATION INSTRUCTIONS



如需安装支持，配件丢失等，请联系MOEN。  
(中国) 400-630-8866  
[www.moen.cn](http://www.moen.cn)

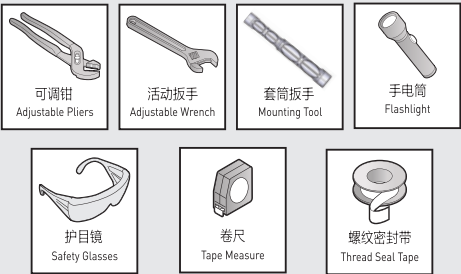
PLEASE CONTACT MOEN FIRST  
For Installation Help, Missing or Replacement  
Parts  
(China) 400-630-8866  
[www.moen.cn](http://www.moen.cn)

推荐工具

为了安全和让安装和替换变得容易，Moen建议您使用以下工具：

HELPFUL TOOLS

For safety and ease of replacement, Moen recommends the use of these helpful tools.

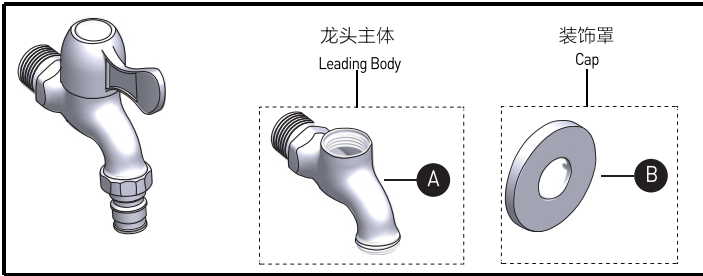


图片仅供参考  
(款式因型号而异)

Image is for reference only  
(Style varies by model)

记录购买的型号：  
(保存安装说明书以备将来参考)

Record Purchased Model Number:  
(Save instruction sheet for future reference)



## 零件清单

A. 龙头本体

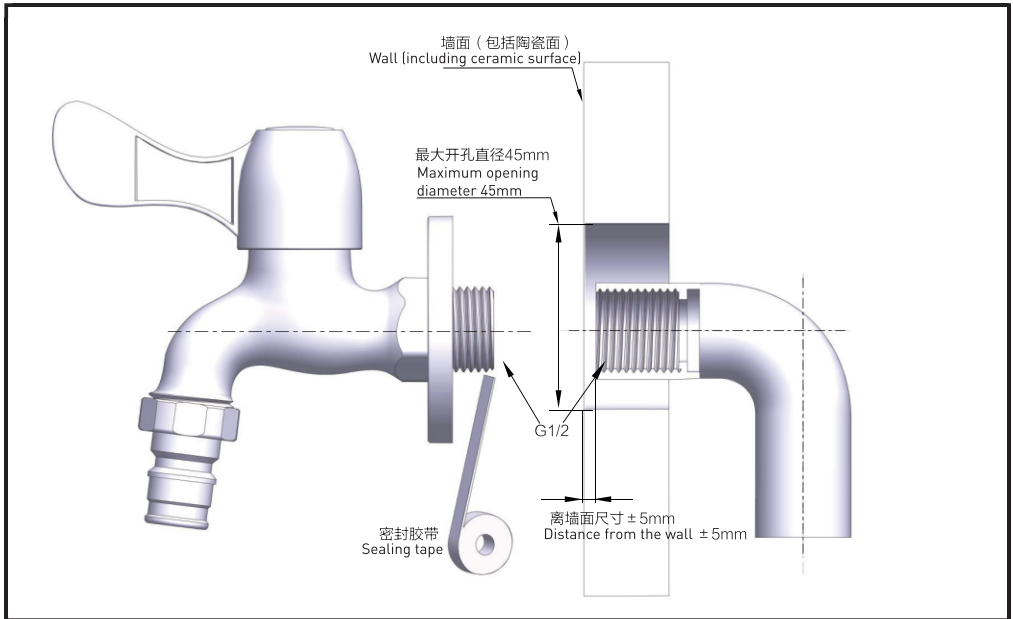
B. 装饰罩

## Parts List

A. Faucet Body

B. Cap

## 安装示意图 Installation Diagram



### ⚠ 移除旧龙头注意事项:

拆除现有水龙头或拆卸阀门之前, 请务必先关闭供水。打开水龙头手柄以释放水压, 确保完全关闭水源。

### CAUTION — TIPS FOR REMOVAL OF OLD FAUCET:

Always turn water supply OFF before removing existing faucet or disassembling the valve. Open faucet handle to relieve water pressure and ensure that complete water shut-off has been accomplished.

### 图标图例 Icon Legend



警告  
Warning



水槽上方  
Above sink



水槽下方  
Below sink

### 安装方法:

1. 切断供水管路。
2. 将装饰罩套入进水牙管，在装饰罩背面边缘涂一圈油灰，然后再进水牙管上缠密封胶带或涂密封胶。
3. 将龙头装在供水管路上，使出水口处于便于软管连接的方向。
4. 将装饰罩向后推，靠墙贴紧，去除多余油灰。

### 安装后检查:

- 1、检查确保所有的连接处是否牢固。
- 2、确保手柄处于关闭位置。
- 3、打开主供水源,检查并修理有漏水的接口。
- 4、若螺母处漏水,请完全放松螺母,重新扳正后再锁紧。

## Installation Method

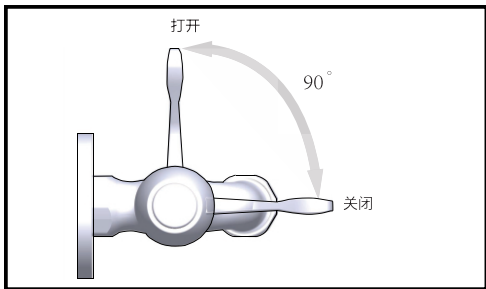
1. Cut off the water supply line.
2. Put the decorative cover into the water inlet pipe, apply a circle of putty on the back edge of the decorative cover, and then wrap the sealing tape or paste on the water inlet pipe.
3. Install the faucet on the water supply pipeline so that the water outlet is in the direction convenient for hose connection.
4. Push the decorative cover back and close to the wall to remove excess putty.

## Check after Installationn

1. Check to make sure that all connections are firm.
2. Make sure the handle is in the closed position.
3. Turn on the main water supply source, check and repair leaky connections.
4. If there is water leakage at the nut, please loosen the nut completely, realign it and then tighten it.

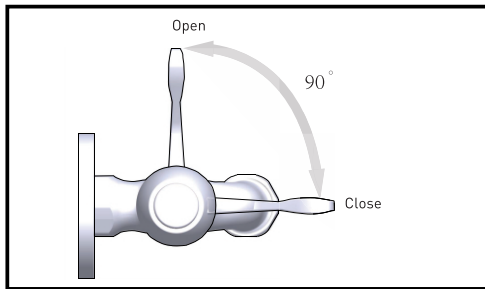
## 产品使用说明和注意事项

- 龙头可折叠角度为  $0^{\circ} - 90^{\circ}$ 。



## Usage Instructions and Caution

- The tap can be folded at an angle from 0 to 90 degrees.



## 产品售后保修条款

摩恩产品是在高质量标准及生产工艺下制造的，摩恩承诺为消费者购买的洁具产品提供有期限免费保修及终身维修服务。

龙头免费保修期为：阀芯5年，电磁感应器2年，其它附件如淋浴杆、软管、花洒、落水、把手、装饰盖、提拉杆、混水器等保修期均为1年有限。均自消费者购买日（以摩恩产品分销商开具的发票或收据上载明日期为准）起计。

免费保修范围为产品及产品配件（如淋浴杆、软管、花洒、落水、把手、装饰盖、提拉杆、混水器等）由于材质及工艺原因而造成的故障或损坏。免费保修期内，我们将无偿为您提供修理服务及更换发生故障的产品或产品配件。摩恩的售后服务责任仅限于对故障产品的修理，而不延及您因产品故障而发生的其他损失，法律另有规定的除外。

您需了解：产品外观碰伤、刻划痕迹，以及滥用及不正当保养所导致的故障或损坏，均不属于免费保修范围。即使在免费保修期内，属下列（1）-（5）情况之一的，需酌情收取修理费用：

1. 不能出示相符的保修卡和有效购买凭证情况的；
2. 未按使用说明书告知的使用方法和注意事项造成的故障；
3. 自行拆卸、维修、改装所造成的故障和损坏；
4. 由于不可抗力等外部原因引起的故障和损坏；
5. 由于运输、搬运、挤压等造成的损坏。

对于保修期外或不在保修范围内的产品，如需维修，摩恩将酌情收取上门费、人工费及材料费。

本保修条款仅对原始消费者和酒店行业的购买者有效，并不适用于本产品工业，商业，贸易和非酒店行业的使用。

如对本保修条款内容有任何疑问，请拨打400 630 8866 咨询热线，或向当地分销商咨询。

## MOEN LIMITED WARRANTY

We offer limited warranty and lifetime maintenance for Moen products, which are all manufactured with high standards of workmanship.

The period of warranty shall start from the date of purchase of the product (according to the invoice or receipt issued by Moen distributors) and shall cover a period of the following: the warranty period for cartridge is 5 years, the warranty period for solenoid valve sensor is 2 years, the warranty period of other accessories such as shower bar, hose, shower, drain assembly, handle, cover, lift rod, aerator etc. is 1 year.

This warranty is your coverage against material and workmanship malfunction or defects in Moen products or components (such as shower bar, hose, shower, drain assembly, handle, cover, lift rod, aerator etc.). During the warranty period, we offer free maintenance and changing of malfunctioned products or product components. Moen's after sales service liability is limited to the maintenance of faulty items and does not cover your other losses caused by product malfunction, except for otherwise stipulated by law.

Cosmetic damages (scratches, dents, etc.) and malfunction or defects caused by abuse or improper maintenance is not covered by this warranty. Although the warranty period remains valid, in case of the following conditions (1) - (5), the maintenance cost (material cost and labor cost) shall still be charged as the case may be:

1. Corresponding warranty card and valid invoice cannot be presented;
2. Faults were caused by the incompliance with the instructions and precautions provided in the user's manual;
3. Damages and faults were caused by self-actuated dismantling, repair and refit;
4. Faults and damages were caused by external factors such as force majeure;
5. Damages were caused by transportation, unloading and extrusion, etc.

This warranty is valid for the original consumers only (including hotel use), and excludes industrial and commercial use of the product (except for hotel use). This card is only responsible for product maintenance rather than any other liabilities.

In the event that the product requires maintenance but exceeds the warranty period, or that the product is not covered by this warranty, labor cost and material cost shall be charged as the case may be.

Please call 400-630-8866 or contact local dealer for any question.

# MOEN® 摩恩

## 合格证 Compliance Certification

产品名称  
Product Name 洗衣机龙头  
Laundry Faucet

检验员  
Inspector \_\_\_\_\_

生产日期  
Date of Production \_\_\_\_\_

富俊汇赢科技（上海）有限公司

中国（上海）自由贸易试验区新杨公路  
1800弄1号4幢207室

邮编：201413

Fortune Brands Innovations (Shanghai) Co., Ltd  
Room 207, Building 4, No.1, Lane 1800, Xinyang Highway,  
China (Shanghai) Pilot Free Trade Zone