

MOEN® 摩恩

电加热不锈钢毛巾架

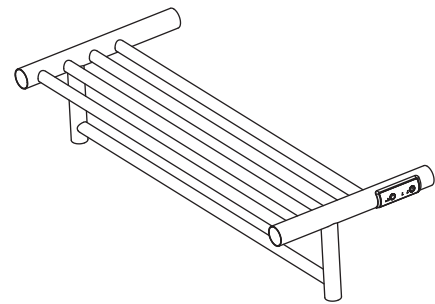
安装使用说明书

Electric Heating Stainless Steel Towel Rack

INSTALLATION INSTRUCTIONS

如需安装支持，配件丢失等，请联系MOEN。
(中国) 400-630-8866
www.moen.cn

PLEASE CONTACT MOEN FIRST
For Installation Help, Missing or Replacement
Parts
(China) 400-630-8866
www.moen.cn



图片仅供参考
(款式因型号而异)

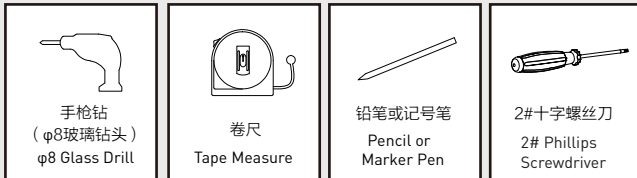
Image is for reference only
(Style varies by model)

推荐工具

为了安全和让安装和替换变得容易，Moen建议您使用以下工具：

HELPFUL TOOLS

For safety and ease of replacement, Moen recommends the use of these helpful tools.



记录购买的型号：
(保存安装说明书以备将来参考)

Record Purchased Model Number:
(Save instruction sheet for future reference)

为避免对婴儿造成伤害，器具的安装应使得最低的加热架距地面至少600mm。

- 有触电危险。本产品已自带漏电断路器。
- 小孩、老人及行动不便者应在有人监护的情况下使用本产品。
- 控制面板位置应防止浸水和溅水。
- 使用电器产品时应遵循基本的预防措施，包括：
 - a. 存在触电危险，所有线路必须由持证电工连接。
 - b. 存在触电危险，清洁、维修时必须关闭电源。
 - c. 存在人员受伤或物品损坏的危险，安装前请仔细阅读安装指南。
 - d. 安装产品前，请确保预留中国国标三孔插座。
 - e. 如果电源线损坏，为了避免风险，必须由制造商维修部或类似部门的专业人员更换。





Warning

Before drilling, please use an electronic detector to confirm whether there are power cords, communication optical cables or water pipes in the wall. When using an electric drill, please wear protective goggles, turn off the power after using the equipment.

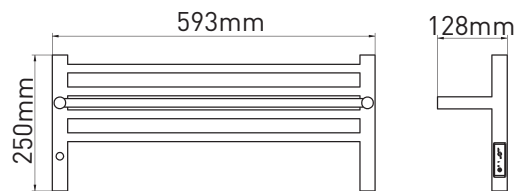
To avoid injury to babies, the appliance should be installed so that the lowest heating rack is at least 600mm from the ground.

- There is a risk of electric shock. This product has its own leakage circuit breaker.
- Children, the elderly and people with limited mobility should use this product under the supervision of someone.
- The location of the power socket should be protected from water immersion and splashing.
- Basic precautions should be followed when using electrical products, including:
 - a. There is a risk of electric shock, all lines must be connected by a licensed electrician.
 - b. There is a risk of electric shock. The power must be turned off during cleaning and maintenance.
 - c. There is a danger of personal injury or property damage. Please read the installation guide carefully before installation.
 - d. Before installing the product, please make sure to reserve the Chinese national standard three-hole socket.
 - e. If the power cord is damaged, in order to avoid risks, it must be replaced by professionals from the manufacturer's maintenance department or similar departments.

产品配件 Accessories List

部件编号 No.	名称 Description
A 	堵头 x2 Plug x2
B 	不锈钢膨胀螺钉 x2 Stainless Steel Expansion Screw x2
C 	塑料套筒 x1 Plastic Sleeve x1
D 	紧定螺钉x2 Set Screw x2
E 	内六角扳手 Allen Key

产品规格 Product Specification

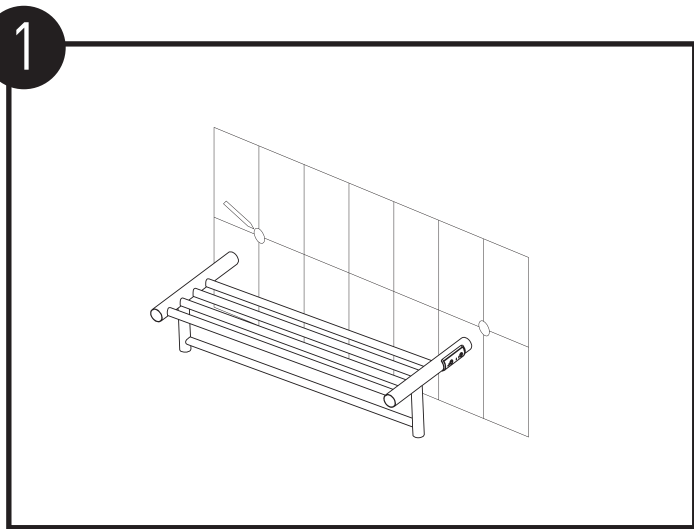


产品型号 Product Model	额定输入电源 Rated Input Power Supply	功率 Power
ACC2501/ACC2501BG	220V~ 50Hz	45W
ACC2501BL/ACC2501CW	220V~ 50Hz	75W

注意：产品为明装款，产品自带电源线，长度为1200mm。

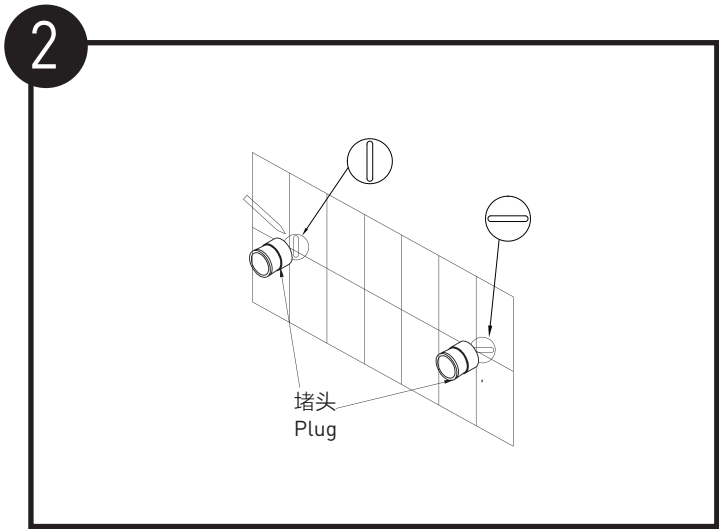
Note: The product is surface mounted, the product comes with a power cord whose length is 1200mm.

安装步骤 Installation Steps



将毛巾架放到准备安装的墙面，用铅笔或记号笔在墙上画出安装脚轮廓。

Put the towel rack on the wall to be installed, use a pencil or marker draw the outline of the mounting feet on the wall.



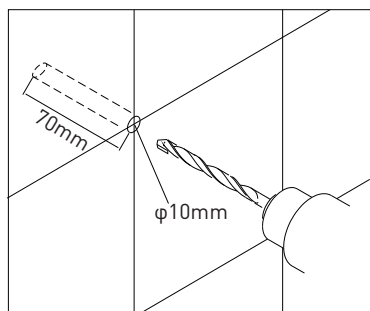
取安装堵头靠墙，在堵头轮廓圈内用铅笔或记号笔画出安装孔轮廓。

注意：请将堵头的孔位如图错位安装。

Take the plug against the wall, and draw the outline of the mounting hole with a pencil or a marker inside the contour circle of the plug.

Note: Please install the plug hole in dislocation as shown in the figure.

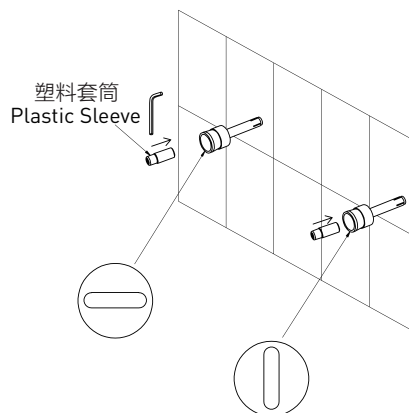
3



在画出的轮廓处钻直径10mm，深70mm的安装孔，并打入不锈钢膨胀螺钉。

Drill a mounting hole with a diameter of 10mm and a depth of 70mm at the drawn outline, and drive in stainless steel expansion screws.

4



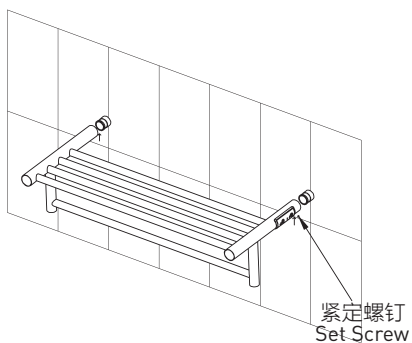
将堵头安装到不锈钢膨胀螺丝上，并利用内六角扳手跟套筒组合使用将其上紧。

注意：请将堵头的孔位如图错位安装。

Install the plug on the stainless steel expansion screw and tighten it with the allen key and the plastic sleeve.

Note: Please install the plug hole in dislocation as shown in the figure.

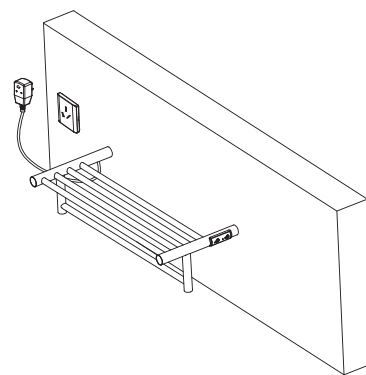
5



将产品主体套入堵头，使用紧定螺丝将产品安装在堵头上，并上紧。

Put the main body of the product into the plug, use a set screw to install the product on the plug, and tighten it.

6



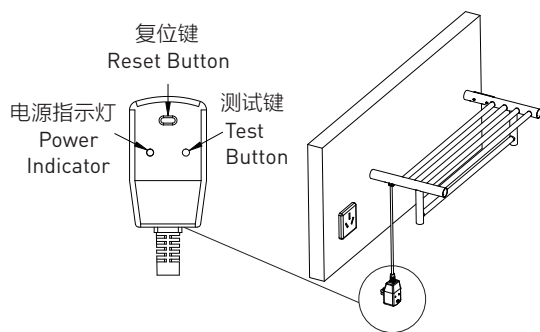
安装完成，确认产品已经安装牢固，电源线正确连接后，方可通电使用产品。

After installation, ensure that the product is installed firmly and the power cord is correctly connected before the product power on.

温馨提示:

此插头为漏电保护插头。正常运行时电源指示灯显示红色。若毛巾架体出现漏电或外部电压短时间变化过大,会导致跳脱。指示灯熄灭,产品断电。此时,需按复位键进行复位。复位后指示灯保持正常亮起,产品恢复正常使用。

注意: 若多次复位均还是跳脱,请联系我们进行维修。安全起见,建议每月按压一次测试键观察电源指示灯是否正常熄灭,以确保漏电保护功能良好。



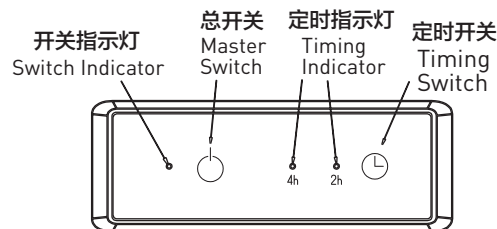
Tips:

This plug is for leakage protection. It's power indicator is displayed red during normal operation. But if towel rack body has a leakage or the external voltage changes too much in a short time, it may cause tripping. The indicator will go out and the product will be powered off.

You need to press the reset button to reset it. After reset, the indicator is red again and the product works normally.

Note: If multiple resets still cannot avoid tripping, please contact us. For safety, it is recommended to press the test button once a month to check if the power indicator is off, to ensure the leakage protection works well.

控制面板操作说明 Panel Operation Instructions



- **电源开关:** 按下电源开关, 开关指示灯亮, 毛巾架进入常开加热模式。
- **定时开关:** 开关为循环切换模式, 4h/2h循环选择; 切换至4h模式时, 4h定时指示灯亮, 产品加热4小时后, 电源自动关闭, 加热停止; 切换至2h模式时, 2h定时指示灯亮, 产品加热2h后, 电源自动关闭, 加热停止。
- 开关具有温控功能, 温控范围45~55℃, 可防止温度过高导致烫伤。

• **Power switch:** Press the power switch, the switch indicator light is on, the towel rack enters the heating mode.

• **Timing switch:** The switch is in cycle switching mode. It has 4h/2h cycle selection. When selecting 4h mode, the 4h timing indicator light is on. After the product is heated for 4 hours, the power is automatically turned off and the heating stops. When selecting 2h mode, the 2h timing indicator light is on. After the product is heated for 2h, the power is automatically turned off and heating stops.

• The switch has a temperature control function, the temperature control range is 45~55℃, which can prevent the temperature from being too high and cause scald.

产品售后保修条款

摩恩产品是在高质量标准及生产工艺下制造的，摩恩承诺为消费者购买的洁具产品提供有期限免费保修及终身维修服务。

电热毛巾架免费保修期为1年，均自消费者购买日（以摩恩产品分销商开具的发票或收据上载明日期为准）起计。

免费保修范围为产品及产品配件（落水以及溢水等）由于材质及工艺原因而造成的故障或损坏。免费保修期内，我们将无偿为您提供修理服务及更换发生故障的产品或产品配件。摩恩的售后服务责任仅限于对故障产品的修理，而不延及您因产品故障而发生的其他损失，法律另有规定的除外。

您需了解：产品外观碰伤、刻划痕迹，以及滥用及不正当保养所导致的故障或损坏，均不属于免费保修范围。即使在免费保修期内，属下列（1）-（5）情况之一的，需酌情收取修理费用：

1. 不能出示相符的保修卡和有效购买凭证情况的，
2. 未按使用说明告知的使用方法和注意事项造成的故障，
3. 自行拆卸、维修、改装所造成的故障和损坏，
4. 由于不可抗力等外部原因引起的故障和损坏，
5. 由于运输、搬运、挤压等造成的损坏。

对于保修期外或不在保修范围内的产品，如需维修，摩恩将酌情收取上门费、人工费及材料费。

本保修条款仅对原始消费者和酒店行业的购买者有效，并不适用于本产品工业，商业，贸易和非酒店行业的使用。

如对本保修条款内容有任何疑问，请拨打400 630 8866 咨询热线，或向当地分销商咨询。

MOEN LIMITED WARRANTY

We offer limited warranty and lifetime maintenance for Moen products, which are all manufactured with high standards of workmanship.

The period of warranty shall start from the date of purchase of the product (according to the invoice or receipt issued by Moen distributors) and shall cover a period of the following: The warranty period for electric towel rack is 1 year.

This warranty is your coverage against material and workmanship malfunction or defects in Moen products or components (such as shower bar, hose, shower, drain assembly, handle, cover, lift rod, aerator etc.). During the warranty period, we offer free maintenance and changing of malfunctioned products or product components. Moen's after sales service liability is limited to the maintenance of faulty items and does not cover your other losses caused by product malfunction, except for otherwise stipulated by law.

Cosmetic damages (scratches, dents, etc.) and malfunction or defects caused by abuse or improper maintenance is not covered by this warranty. Although the warranty period remains valid, in case of the following conditions (1) - (5), the maintenance cost (material cost and labor cost) shall still be charged as the case may be:

1. Corresponding warranty card and valid invoice cannot be presented;
2. Faults were caused by the incompliance with the instructions and precautions provided in the user's manual;
3. Damages and faults were caused by self-actuated dismantling, repair and refit;
4. Faults and damages were caused by external factors such as force majeure;
5. Damages were caused by transportation, unloading and extrusion, etc.

This warranty is valid for the original consumers only (including hotel use), and excludes industrial and commercial use of the product (except for hotel use). This card is only responsible for product maintenance rather than any other liabilities.

In the event that the product requires maintenance but exceeds the warranty period, or that the product is not covered by this warranty, labor cost and material cost shall be charged as the case may be.

Please call 400-630-8866 or contact local dealer for any question.

MOEN® 摩恩	
合 格 证	
Compliance Certification	
产品名称	电加热不锈钢毛巾架
Product Name	Electric Heating Stainless Steel Towel Rack
检验员	_____
Inspector	_____
生产日期	_____
Date of Production	_____
富俊汇赢科技（上海）有限公司	
中国（上海）自由贸易试验区新杨公路	
1800弄1号4幢207室	
邮编：201413	
Fortune Brands Innovations [Shanghai] Co., Ltd	
Room 207, Building 4, No.1, Lane 1800, Xinyang Highway,	
China [Shanghai] Pilot Free Trade Zone	