

MOEN® 摩恩

Floor Drain

PLEASE CONTACT MOEN FIRST
For Installation Help, Missing or Replacement Parts
(China) 400-630-8866
www.moen.cn

This instruction for 3791, 3792,
3958, 3978 floor drain products

©2023 Moen Incorporated

CAUTIONS:

MOEN® 摩恩 Bathroom products are made with superb technology to ensure high quality, beautiful and durable.

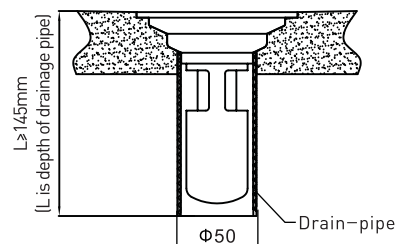
Be careful when cleaning the product to avoid damage to the surface of the product. Please clean the surface of the product with water or neutral detergent, and then dry it with a soft towel;

Do not use chemical or corrosive cleaners or rough cloths.

It is recommended to clean the product regularly to ensure its appearance is bright and clean. When using acidic cleaners to clean nearby items, it may damage the surface of the product. Please be extra careful.


Installation steps:

1. Before installation, please ensure that the surface of the product is intact and the accessories are complete;
2. When installing, the product should be lower than the drainage surface 1-2mm, the installation should be smooth and firm, the water should be smooth, and the water pipe connection should be sealed (sealed with cement or sealant), there should be no leakage;
3. According to the size of the product, cut floor tiles or stone, cutting edge must ensure straight, so as not to affect the appearance;
4. If the surface of the product is stained with substances that may produce corrosion, it should be immediately wiped off with a clean soft cloth to avoid damage to the surface;
5. Please do not clean the product with corrosive substances;
6. It is recommended that the installation be carried out by professionals, and the construction should not be brutal.

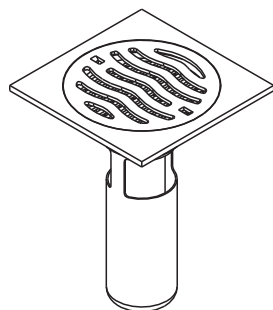


NOTE:

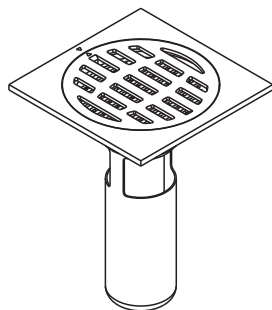
1. When installing the floor drain, the center of the floor drain should be the same as the center of the pipeline to avoid jamming the floor drain core and affecting the drainage speed.
2. The height of the floor drain is high, and the depth of the drainage pipe should be confirmed to meet the installation of the floor drain.



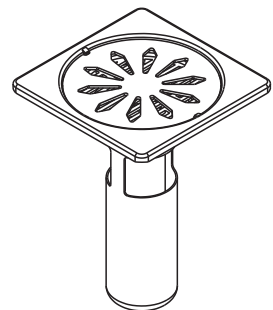
3791



3958



3792



3978

MOEN LIMITED WARRANTY

We offer limited warranty and lifetime maintenance for Moen products, which are all manufactured with high standards of workmanship.

The period of warranty shall start from the date of purchase of the product (according to the invoice or receipt issued by Moen distributors) and shall cover a period of the following: the warranty period for kitchen and bathroom accessory is 1 year.

This warranty is your coverage against material and workmanship malfunction or defects in Moen products or components. During the warranty period, we offer free main tence and changing of malfunctioned products or product components. Moen's after sales service liability is limited to the maintenance of faulty items and does not cover your other losses caused by product malfunction, except for other wise stipulated by law.

Cosmetic damages (scratches, dents, etc.) and malfunction or defects caused by abuse or improper maintenance is not covered by this warranty. Although the warranty period remains valid, in case of the following conditions (1) - (5), the maintenance cost (material cost and labor cost) shall still be charged as the case may be:

1. Corresponding warranty card and valid invoice cannot be presented;
2. Faults were caused by the incompliance with the instructions and precautions provided in the user's manual;

3. Damages and faults were caused by self-actuated dismantling, repair and refit;
4. Faults and damages were caused by external factors such as force majeure;
5. Damages were caused by transportation, unloading and extrusion, etc.

This warranty is valid for the original consumers only (including hotel use), and excludes industrial and commercial use of the product (except for hotel use). This card is only responsible for product maintenance rather than any other liabilities.

In the event that the product requires maintenance but exceeds the warranty period, or that the product is not covered by this warranty, labor cost and material cost shall be charged as the case may be.

Please call 400-630-8866 or contact local dealer for any question.

MOEN® 摩恩

合格证
Compliance Certification

产品名称 地漏
Product Name Floor Drain

检验员
Inspector

生产日期
Date of Production

富俊汇源科技(上海)有限公司
中国(上海)自由贸易试验区新杨公路
1800弄1号4幢207室
邮编: 201413

Fortune Brands Innovations (Shanghai) Co., Ltd.
Room 207, Building A, No. 1, Lane 1800, Xinyang Highway,
China (Shanghai Pilot Free Trade Zone)