INS12211 - 10/08

MOEN® 摩恩

水呼吸头顶花洒
心朗系列

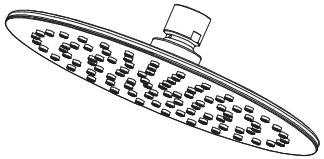

文中图片仅供参考
(款式因型号而异)

如需安装支持，配件丢失等，请联系MOEN。
(中国) 400-630-8866
www.moen.cn

©2021 Moen Incorporated

注意事项

- 本产品已经出厂检测及调试，请勿自行拆卸。
- 安装前请先彻底冲洗供水管以清除管道中的杂质。
- 花洒的推荐工作压力：0.2~0.5Mpa(2~5Bar)；花洒的最高工作压力：0.5Mpa（5Bar)。水压超过0.5Mpa（5Bar）须安装减压阀。
- 花洒最高工作温度及环境温度：60 °C。

请特别注意花洒须远离加热器，否则可能损坏花洒，甚至对使用者造成伤害。

推荐工具

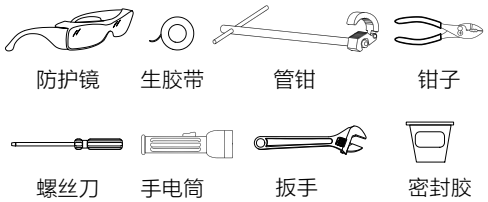

型号及安装尺寸

（单位：毫米）

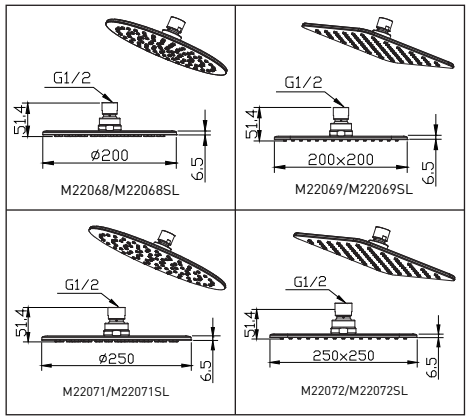

安装说明

1. 将花洒管末端外螺纹缠上生胶带，将花洒管拧紧在供水管上。确保花洒管上的螺纹有足够的长度旋入供水管中，以保证花洒管有足够强度挂起花洒。
2. 在花洒管的另一头也要缠上生胶带，再把花洒装上，以确保不漏水。

注意：须确保供水管要足够牢固以支撑花洒。

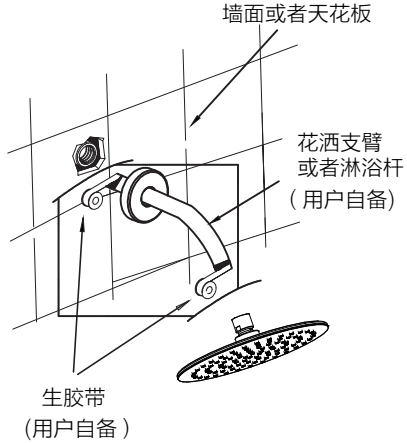

配件更换说明

温馨提示：
当压力过低，流量过小时，请按照下方提示更换配件。

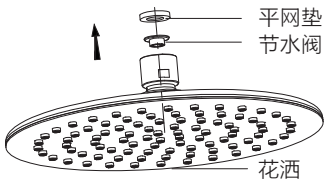

将产品内的平网垫和节水阀按箭头方向从球头中取出

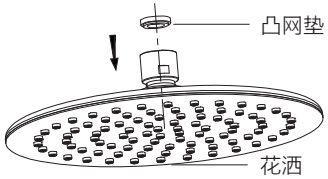

从配件包中取出凸网垫，将其凸台朝下后按箭头方向装入球头内

清洗说明

如何清除出水口水垢:

出水孔在使用一段时间后可能会堆积杂质或结垢，导致水流变形、流量减小。请打开水源，用力按压和摩擦橡胶出水孔, 可以轻松将杂质或结垢清除。

当感觉淋浴出水量明显减少时，请取出花洒进水口处的平网垫片冲洗干净，以避免杂质堵塞。

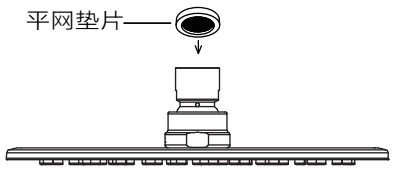

如何清洁花洒：

- 为保持花洒洁净，请定期清洁。
- 先用清水或中性的液体清洁剂清洗，再用干净的软布彻底擦干整个表面。
- 切勿使用任何具有酸性和研磨作用的清洁剂。
- 禁止使用钢丝球、钢丝刷等硬质物品清洗，以免划伤产品外表面。

产品售后保修条款

摩恩产品是在高质量标准及生产工艺下制造的，摩恩承诺为消费者购买的洁具产品提供有期限免费保修及终身维修服务。
花洒免费保修期为1年，均自消费者购买日（以摩恩产品分销商开具的发票或收据上载明日期为准）起计。
免费保修范围为产品及产品配件由于材质及工艺原因而造成的故障或损坏。免费保修期内，我们将无偿为您提供修理服务及更换发生故障的产品或产品配件。摩恩的售后服务责任仅限于对故障产品的修理，而不延及您因产品故障而发生的其他损失，法律另有规定的除外。
您需了解：产品外观碰伤、刻划痕迹，以及滥用及不正当保养所导致的故障或损坏，均不属于免费保修范围。即使在免费保修期内，属下列（1）-（5）情况之一的，需酌情收取修理费用：
1.不能出示相符的保修卡和有效购买凭证情况的，
2.未按使用说明书告知的使用方法和注意事项造成的故障，
3.自行拆卸、维修、改装所造成的故障和损坏，
4.由于不可抗力等外部原因引起的故障和损坏，
5.由于运输、搬卸、挤压等造成的损坏。

对于保修期外或不在保修范围内的产品，如需维修，摩恩将酌情收取上门费、人工费及材料费。
本保修条款仅对原始消费者和酒店行业的购买者有效，并不适用于本产品在工业，商业，贸易和非酒店行业的使用。
如对本保修条款内容有任何疑问，请拨打400 630 8866 咨询热线，或向当地分销商咨询。

MOEN® 摩恩

合 格 证
Compliance Certification

产品名称 Product Name: 水呼吸头顶花洒 Air-In Showerhead
检验员 Inspector: _____
生产日期 Date of Production: _____

摩恩（上海）厨卫有限公司
中国（上海）自由贸易试验区富特北路399号
邮编：200131
MOEN (SHANG HAI)KITCHEN&BATH CO.,LTD
No. 399 Fute North RD, China (Shanghai) Pilot Free Trade Zone, Shanghai 200131 P.R. China

01/Sep/2022 INS12211 S0000046875
Released 00

INS12211- 10/08

MOEN® 摩恩

Air-In Showerhead
CYNTHIA Series

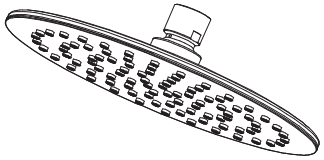

Image is for reference only
(Style varies by model)

PLEASE CONTACT MOEN FIRST
For Installation Help, Missing or Replacement Parts
(China) 400-630-8866
www.moen.cn

©2021 Moen Incorporated

Caution

- The product have been passed the functionality test before ex-factory, please do not dismantle by yourself at will.
- Flush the water supply pipes thoroughly to remove debris.
- Recommended working pressure: 0.2~0.5 Mpa (2~5Bar).
The highest working pressure is 0.5Mpa(5Bar). If it exceeds 0.5Mpa (5Bar), a pressure reducer is needed.
- The highest water and environment temperature is 60°C.
Please keep showerhead away from heater, or it may be damaged and cause injury to the user.

Helpful Tools

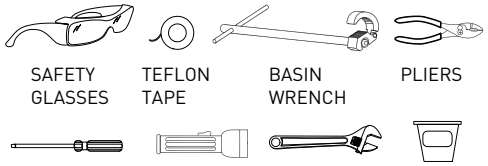

Model & Installation Dimensions

(Unit:mm)

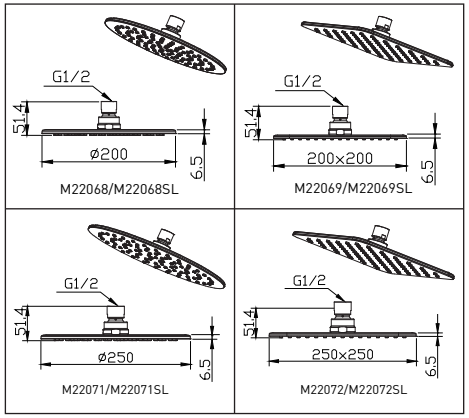

Installation Instructions

1. Apply teflon tape to the both end of shower arm. Thread shower arm into supply pipe. Make sure the length is enough to ensure the shower arm is strong enough to hang up the showerhead.
2. Assemble the showerhead and make sure there are no leaks.

Note: Ensure the supply line is deep-set enough for hanging up the showerhead.

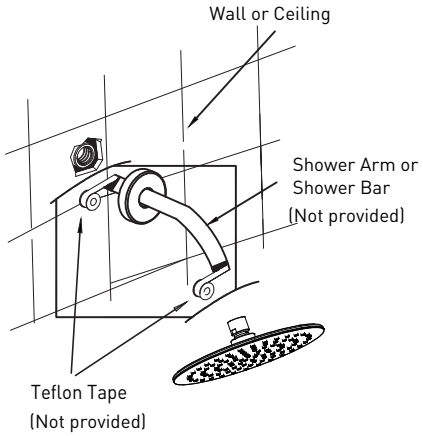

Parts Replacement Instructions

Warm tips:
Please remove the flow restrictor if water pressure or flow rate is too small.

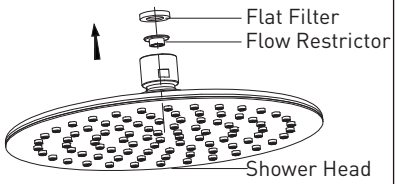

Take out the flat filter and flow restrictor.

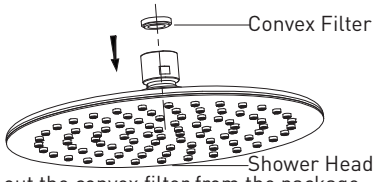

Take out the convex filter from the package.
The convexity of the filter faces dowm and then put it into the ball.

Cleaning Instructions

How to Clean the Nozzles:

Any debris or mineral build-up may cause the flow stream to become distorted or reduce the flowrate. To remove the debris or mineral build-up, please turn on the water source and press and rub the rubber water outlet firmly.

When you find that the amount of water is reduced significantly, please take out the flat Screen Washer and rinse it to avoid clogging by impurities.

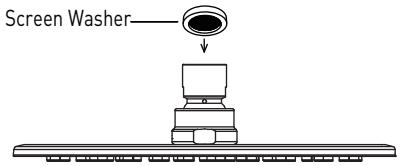

How to Clean the Shower Body:

- Keep the product clean with clean water or mild liquiddet ergent regularly.
- Rinse it with clean water or mild liquid, and then dry it with soft cloth.
- Do not use acid or abrasive detergents.
- Do not clean the product with hard materials, for example, steel wool, scourer, etc.

MOEN LIMITED WARRANTY

We offer limited warranty and lifetime maintenance for Moen products, which are all manufactured with high standards of workmanship.
The period of warranty shall start from the date of purchase of the product (according to the invoice or receipt issued by Moen distributors) and shall cover a period of the following: the warranty period for shower is 1 year.
This warranty is your coverage against material and workmanship malfunction or defects in Moen products or components. During the warranty period, we offer free main tenance and changing of malfunctioned products or product components. Moen's after sales service liability is limited to the maintenance of faulty items and does not cover your other losses caused by product malfunction, except for other wise stipulated by law.
Cosmetic damages (scratches, dents, etc.) and malfunction or defects caused by abuse or improper maintenance is not covered by this warranty. Although the warranty period remains valid, in case of the following conditions (1) - (5), the maintenance cost (material cost and labor cost) shall still be charged as the case may be:
1.Corresponding warranty card and valid invoice cannot be presented;
2.Faults were caused by the incompliance with the instructions and precautions provided in the user's manual;
3.Damages and faults were caused by self-actuated dismantling, repair and refit;
4.Faults and damages were caused by external factors such as force majeure;
5.Damages were caused by transportation, unloading and extrusion, etc.
This warranty is valid for the original consumers only (including hotel use), and excludes industrial and commercial use of the product (except for hotel use). This card is only responsible for product maintenance rather than any other liabilities.
In the event that the product requires maintenance but exceeds the warranty period, or that the product is not covered by this warranty, labor cost and material cost shall be charged as the case may be.

Please call 400-630-8866 or contact local dealer for any question.

MOEN® 摩恩

合 格 证
Compliance Certification

产品名称 Product Name: 水呼吸头顶花洒 Air-In Showerhead
检验员 Inspector: _____
生产日期 Date of Production: _____

摩恩（上海）厨卫有限公司
中国（上海）自由贸易试验区富特北路399号
邮编：200131
MOEN (SHANG HAI)KITCHEN&BATH CO.,LTD
No. 399 Fute North RD., China (Shanghai) Pilot Free Trade Zone, Shanghai 200131 P.R. China

01/06/2022 INS12211 S0000046875
Reviewed/00