

90度单把手淋浴/浴缸龙头

安装说明书

90 Degree Single Handle
Wall Mount Tub/Shower Faucet

INSTALLATION INSTRUCTIONS

如需安装支持，配件丢失等，请联系MOEN。
(中国) 400-630-8866
www.moen.cn

PLEASE CONTACT MOEN FIRST
For Installation Help, Missing or Replacement
Parts
(China) 400-630-8866
www.moen.cn

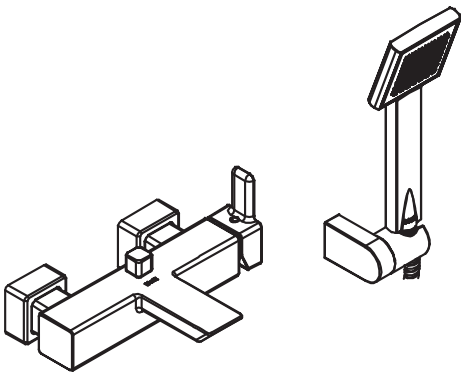
推荐工具

为了安全和让安装和替换变得容易，Moen建议您使用以下工具：

HELPFUL TOOLS

For safety and ease of replacement, Moen recommends the use of these helpful tools.

 护目镜 Safety Glasses	 螺纹密封带 Thread Seal Tape	 管钳 Basin Wrench	 钳子 Pliers
 螺丝刀 Screwdriver	 手电筒 Flashlight	 活动扳手 Adjustable Wrench	 密封胶 Plumber's Putty

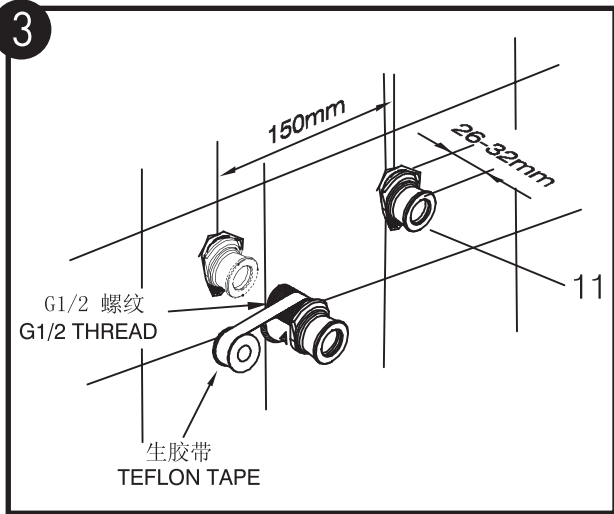
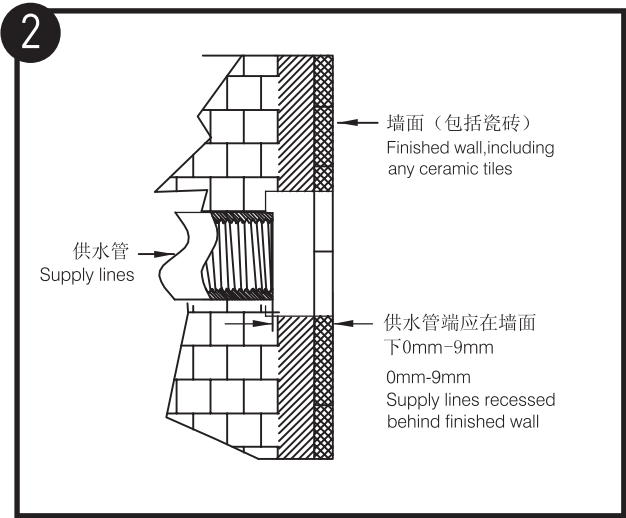
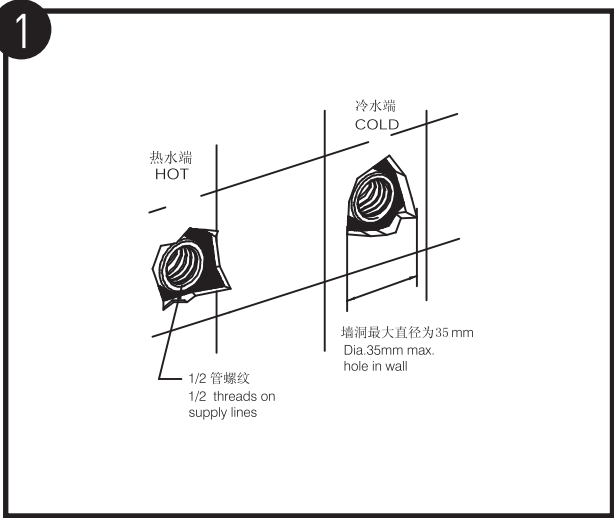


图片仅供参考
(款式因型号而异)

Image is for reference only
(Style varies by model)

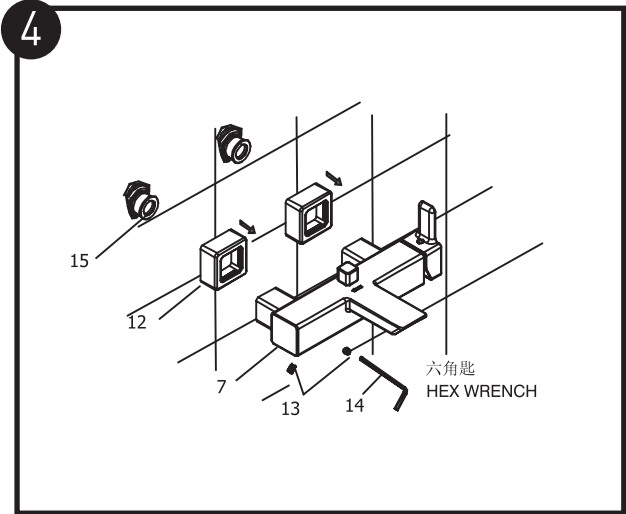
记录购买的型号：
(保存安装说明书以备将来参考)

Record Purchased Model Number:
(Save instruction sheet for future reference)



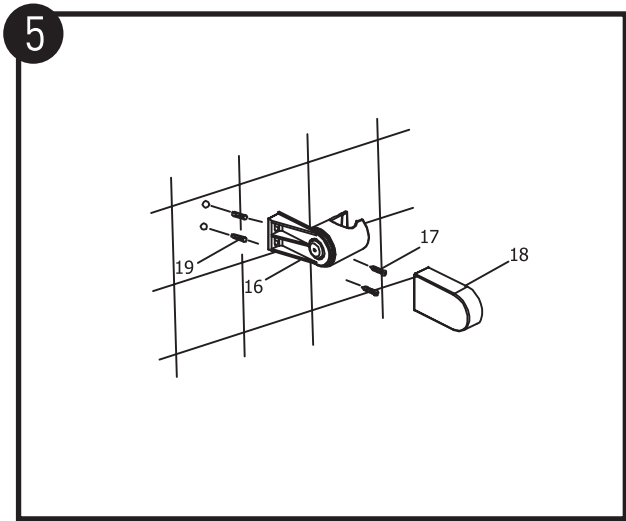
用封管胶带缠上弯头(10)有螺纹的一头, 然后接上供水管. 要有足够的生胶带以密封弯头与出水管间的连接处. 调整两弯头位置水平, 相距相距150mm, 并凸出墙面26-32mm。

Apply teflon tape to the end with thread of inlet elbows (10) and thread inlet elbows into supply lines. Use enough teflon tape to ensure a good seal between inlet elbows and supply lines. Rotate inlet elbows until they are level, 150mm apart, and protrude from the wall 26 to 32mm.



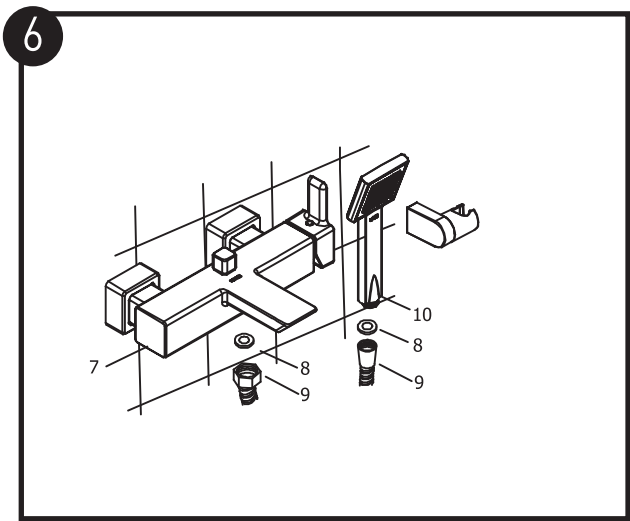
确保之字接头内侧的O型圈(15)装好, 将法兰罩(12)套在龙头(7)上, 并使法兰罩(12)紧贴龙头(7)背面. 把龙头装在接头上, 并继续推龙头直至碰到之字接头并稳固. 装上螺钉(13), 再用六角匙(14)上紧. 然后把法兰罩(12)推向墙面使其贴紧。

Double check if orings (15) are inside the inlet elbows. Slide wall flanges (12) onto faucet assembly (7), until they touch the back of the faucet. Push the faucet assembly against the wall until the inlet elbows stop it. Insert set screws (13) into faucet assembly. Tight the set screws (13) with hex wrench (14). Then, pull back the wall flanges (12) until they touch the wall.



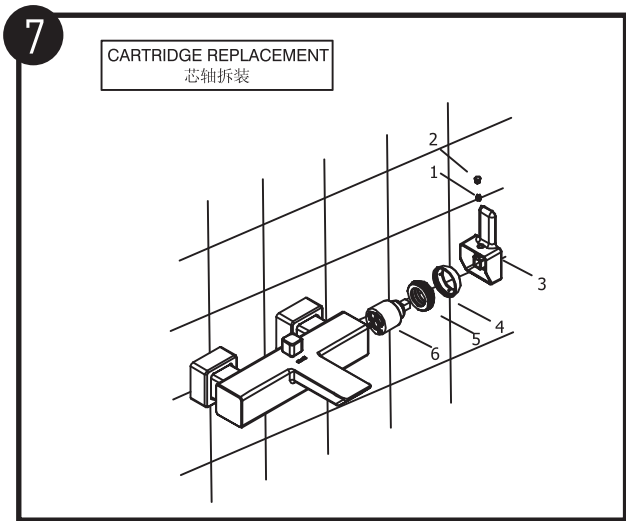
确定好花洒座(16)在墙上的位置。钻孔并插入膨胀管(19), 拧上螺丝(17), 装上花洒座盖(18)。龙头安装完成。

Position wall bracket(16) on shower wall. Mark and drill holes for screw anchors(19). Insert screw anchors(19) into wall and mount wall bracket(16) using screws(17). Insert bracket cover(18). Faucet installation is complete.



确保花洒软管(9)的两端都带有密封垫片(8)。将花洒软管(9)的一端连接花洒(10), 另一端连接阀体(7)。打开冷热水, 检查弯头接口及软管两端是否漏水。

Be sure that both ends of shower hose(9) contain black rubber washers(8). Thread one end of shower hose(9) onto handheld shower(10). Thread the other end of shower hose(9) onto faucet (7). Turn on hot and cold supply lines. Open faucet handle and check for leaks.



- 如需要更换芯轴, 请按照下面的步骤:
- 拆下塞钮(2), 拧下螺丝(1), 并拆下把手(3)。
 - 拧出帽盖(4)和芯轴螺母(5)。
 - 从龙头里把芯轴(6)拔出。
- (注意: 检查芯轴的位置以帮助正确的更换)
- 重新装回时, 按反步骤反装以上零件。

- If, during the life of your faucet, it is necessary to replace your faucet's cartridge:
- Pry out plug button(2), remove set screw(1), pull off handle(3).
 - Unscrew handle dome(4) and cartridge nut(5).
 - Remove cartridge(6) by pulling out of faucet with pliers.
- (Note: Check the position of the cartridge to aid proper replacement).
- For reassembly, reverse the steps above.

产品售后保修条款

摩恩产品是在高质量标准及生产工艺下制造的，摩恩承诺为消费者购买的洁具产品提供有期限免费保修及终身维修服务。

龙头免费保修期为：阀芯5年，电磁阀感应器2年，其它附件如淋浴杆、软管、花洒、落水、把手、装饰盖、提拉杆、混水器等保修期均为1年有限。均自消费者购买日（以摩恩产品分销商开具的发票或收据上载明日期为准）起计。

免费保修范围为产品及产品配件（如淋浴杆、软管、花洒、落水、把手、装饰盖、提拉杆、混水器等）由于材质及工艺原因而造成的故障或损坏。免费保修期内，我们将无偿为您提供修理服务及更换发生故障的产品或产品配件。摩恩的售后服务责任仅限于对故障产品的修理，而不延及您因产品故障而发生的其他损失，法律另有规定的除外。

您需了解：产品外观碰伤、刻划痕迹，以及滥用及不正当保养所导致的故障或损坏，均不属于免费保修范围。即使在免费保修期内，属下列（1）-（5）情况之一的，需酌情收取修理费用：

1. 不能出示相符的保修卡和有效购买凭证情况的，
2. 未按使用说明书告知的使用方法和注意事项造成的故障，
3. 自行拆卸、维修、改装所造成的故障和损坏，
4. 由于不可抗力等外部原因引起的故障和损坏，
5. 由于运输、搬卸、挤压等造成的损坏。

对于保修期外或不在保修范围内的产品，如需维修，摩恩将酌情收取上门费、人工费及材料费。

本保修条款仅对原始消费者和酒店行业的购买者有效，并不适用于本产品工业，商业，贸易和非酒店行业的使用。

如对本保修条款内容有任何疑问，请拨打400 630 8866 咨询热线，或向当地分销商咨询。

MOEN LIMITED WARRANTY

We offer limited warranty and lifetime maintenance for Moen products, which are all manufactured with high standards of workmanship.

The period of warranty shall start from the date of purchase of the product (according to the invoice or receipt issued by Moen distributors) and shall cover a period of the following: the warranty period for cartridge is 5 years, the warranty period for solenoid valve sensor is 2 years, the warranty period of other accessories such as shower bar, hose, shower, drain assembly, handle, cover, lift rod, aerator etc. is 1 year. This warranty is your coverage against material and workmanship malfunction or defects in Moen products or components (such as shower bar, hose, shower, drain assembly, handle, cover, lift rod, aerator etc.). During the warranty period, we offer free maintenance and changing of malfunctioned products or product components. Moen’s after sales service liability is limited to the maintenance of faulty items and does not cover your other losses caused by product malfunction, except for otherwise stipulated by law.

Cosmetic damages (scratches, dents, etc.) and malfunction or defects caused by abuse or improper maintenance is not covered by this warranty. Although the warranty period remains valid, in case of the following conditions (1) - (5), the maintenance cost (material cost and labor cost) shall still be charged as the case may be:

1. Corresponding warranty card and valid invoice cannot be presented;
2. Faults were caused by the incompliance with the instructions and precautions provided in the user’s manual;
3. Damages and faults were caused by self-actuated dismantling, repair and refit;
4. Faults and damages were caused by external factors such as force majeure;
5. Damages were caused by transportation, unloading and extrusion, etc.

This warranty is valid for the original consumers only (including hotel use), and excludes industrial and commercial use of the product (except for hotel use). This card is only responsible for product maintenance rather than any other liabilities.

In the event that the product requires maintenance but exceeds the warranty period, or that the product is not covered by this warranty, labor cost and material cost shall be charged as the case may be.

Please call 400-630-8866 or contact local dealer for any question.

MOEN® 摩恩

合格证

Compliance Certification

90度单把手淋浴/浴缸龙头

产品名称 90 Degree Single Handle

Product Name Wall Mount

Tub/Shower Faucet

检验员

Inspector

生产日期

Date of Production

富俊汇赢科技（上海）有限公司

中国（上海）自由贸易试验区新杨公路

1800弄1号4幢207室

邮编：201413

Fortune Brands Innovations (Shanghai) Co., Ltd

Room 207, Building 4, No. 1, Lane 1800, Xinyang Highway,

China (Shanghai) Pilot Free Trade Zone