

双水道厨房龙头

雅铂系列
安装说明书

Two-Way Kitchen Faucet

AROBR Series
INSTALLATION INSTRUCTIONS

如需安装支持，配件丢失等，请联系MOEN。
(中国) 400-630-8866
www.moen.cn

PLEASE CONTACT MOEN FIRST
For Installation Help, Missing or Replacement
Parts
(China) 400-630-8866
www.moen.cn

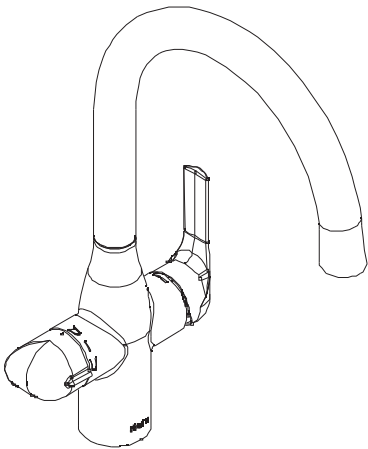
推荐工具

为了安全和让安装和替换变得容易，Moen建议您使用以下工具：

HELPFUL TOOLS

For safety and ease of replacement, Moen recommends the use of these helpful tools.

 护目镜 Safety Glasses	 螺纹密封带 Thread Seal Tape	 管钳 Basin Wrench	 钳子 Pliers
 螺丝刀 Screwdriver	 手电筒 Flashlight	 活动扳手 Adjustable Wrench	 密封胶 Plumber's Putty



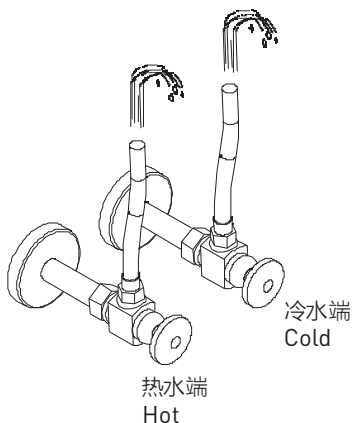
图片仅供参考
(款式因型号而异)

Image is for reference only
(Style varies by model)

记录购买的型号：
(保存安装说明书以备将来参考)

Record Purchased Model Number:
(Save instruction sheet for future reference)

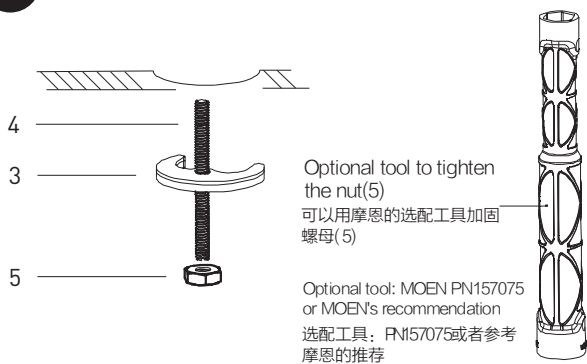
1



安装前，请务必先清除墙体预埋水管内的杂质及污泥，以免影响出水功能！在钻孔和安装过程中请务必注意安全。
热供水管在左边，冷供水管在右边。

Please ensure lines trash are cleared away from the inside service pipes so to avoid any blocking for the quality of water spray; please be careful of your safety while drilling and installing. Left side is for hot water supply and right side for cold water supply.

3



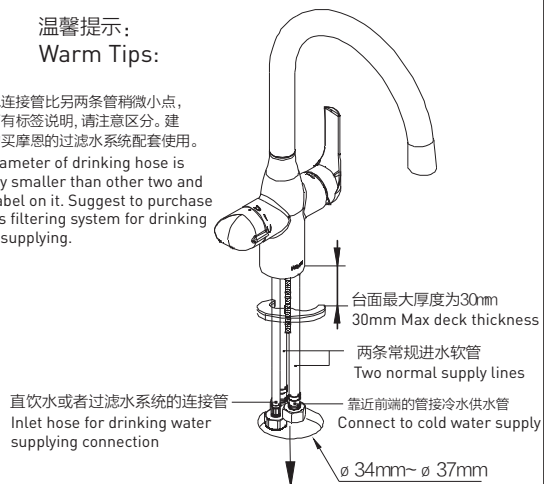
将安装固定块(3)套进固定螺杆(4)，用固定螺母(5)将垫块锁紧；
分别连接冷热供水软管与进水管。
装好后打开供水开关检查是否有漏水。

From below, assemble the Mounting Plate Gasket [3] to Mounting Stud [4]; tighten the Mounting Plate Gasket [3] with Mounting Nut [5]; connect the two inlet supplies to the hot and cold water supply lines. Turn on the water and check for leaks.

2

温馨提示：
Warm Tips:

直饮水连接管比另两条管稍微小点，且上面有标签说明，请注意区分。建议您购买摩恩的过滤水系统配套使用。
The diameter of drinking hose is slightly smaller than other two and with label on it. Suggest to purchase Moen's filtering system for drinking water supplying.

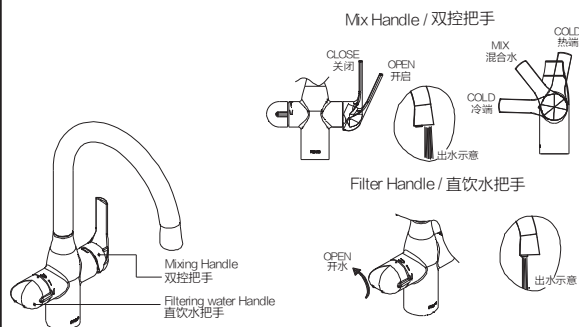


将三条供水管穿过台面的安装孔，确保阀体底部有一个O型圈（这个O型圈是用于防止台面的水渗漏到台面下），当台面的孔较小时，如有必要可以拧开其中一条进水管以方便穿过孔，然后从台面下穿过孔装回龙头；将龙头放在正确的位置上（MOEN标识朝前方）。

Guide the inlet supply lines through the deck hole; position faucet standing on the deck, make sure there is O-ring at the bottom of the valve body for sealing.

4

USAGE OF FAUCET CONTROL
出水控制使用方法

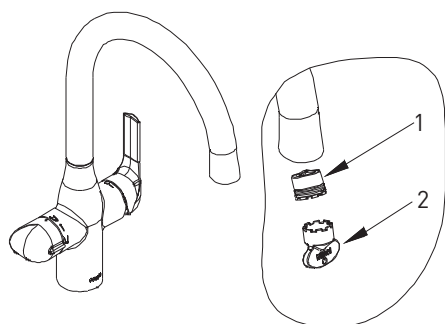


双控把手的使用方法：
右视图为参考。拉开把手开启出水，通过旋转把手实现温度的控制。把手旋转角度为100度，顺时针为热水，逆时针为冷水，中间为混合水。
直饮水把手控制方法：
左视图为参考。逆时针旋转把手开启。

Usage of Mix Handle:
The right view is for reference. Pull-on/Push-off; temperature controlled through 100 degree arc of handle travel.
Usage of Filter Handle:
Turn the filter handle anticlockwise to open the drinking water and turn the handle clockwise to closer.

5

混水器组件的清洗 Aerator Cleanout



定期用安装工具（2）旋出混水器组件（1），清洗掉杂质后再装回去。

Unscrew Aerator Assembly (1) by wrench (2) regular, cleans the impurity on the inside of aerator assembly.

产品售后保修条款

摩恩产品是在高质量标准及生产工艺下制造的，摩恩承诺为消费者购买的洁具产品提供有期限免费保修及终身维修服务。

龙头免费保修期为：阀芯5年，电磁阀感应器2年，其它附件如淋浴杆、软管、花洒、落水、把手、装饰盖、提拉杆、混水器等保修期均为1年有限。均自消费者购买日（以摩恩产品分销商开具的发票或收据上载明日期为准）起计。

免费保修范围为产品及产品配件（如淋浴杆、软管、花洒、落水、把手、装饰盖、提拉杆、混水器等）由于材质及工艺原因而造成的故障或损坏。免费保修期内，我们将无偿为您提供修理服务及更换发生故障的产品或产品配件。摩恩的售后服务责任仅限于对故障产品的修理，而不延及您因产品故障而发生的其他损失，法律另有规定的除外。

您需了解：产品外观碰伤、刻划痕迹，以及滥用及不正当保养所导致的故障或损坏，均不属于免费保修范围。即使在免费保修期内，属下列（1）-（5）情况之一的，需酌情收取修理费用：

1. 不能出示相符的保修卡和有效购买凭证情况的，
2. 未按使用说明书告知的使用方法和注意事项造成的故障，
3. 自行拆卸、维修、改装所造成的故障和损坏，
4. 由于不可抗力等外部原因引起的故障和损坏，
5. 由于运输、搬卸、挤压等造成的损坏。

对于保修期外或不在保修范围内的产品，如需维修，摩恩将酌情收取上门费、人工费及材料费。

本保修条款仅对原始消费者和酒店行业的购买者有效，并不适用于本产品工业，商业，贸易和非酒店行业的使用。

如对本保修条款内容有任何疑问，请拨打400 630 8866 咨询热线，或向当地分销商咨询。

MOEN LIMITED WARRANTY

We offer limited warranty and lifetime maintenance for Moen products, which are all manufactured with high standards of workmanship.

The period of warranty shall start from the date of purchase of the product (according to the invoice or receipt issued by Moen distributors) and shall cover a period of the following: the warranty period for cartridge is 5 years, the warranty period for solenoid valve sensor is 2 years, the warranty period of other accessories such as shower bar, hose, shower, drain assembly, handle, cover, lift rod, aerator etc. is 1 year. This warranty is your coverage against material and workmanship malfunction or defects in Moen products or components (such as shower bar, hose, shower, drain assembly, handle, cover, lift rod, aerator etc.). During the warranty period, we offer free maintenance and changing of malfunctioned products or product components. Moen's after sales service liability is limited to the maintenance of faulty items and does not cover your other losses caused by product malfunction, except for otherwise stipulated by law.

Cosmetic damages (scratches, dents, etc.) and malfunction or defects caused by abuse or improper maintenance is not covered by this warranty. Although the warranty period remains valid, in case of the following conditions (1) - (5), the maintenance cost (material cost and labor cost) shall still be charged as the case may be:

1. Corresponding warranty card and valid invoice cannot be presented;
2. Faults were caused by the incompliance with the instructions and precautions provided in the user's manual;
3. Damages and faults were caused by self-actuated dismantling, repair and refit;
4. Faults and damages were caused by external factors such as force majeure;
5. Damages were caused by transportation, unloading and extrusion, etc.

This warranty is valid for the original consumers only (including hotel use), and excludes industrial and commercial use of the product (except for hotel use). This card is only responsible for product maintenance rather than any other liabilities.

In the event that the product requires maintenance but exceeds the warranty period, or that the product is not covered by this warranty, labor cost and material cost shall be charged as the case may be.

Please call 400-630-8866 or contact local dealer for any question.

MOEN® 摩恩

合格证
Compliance Certification

产品名称
Product Name

双水道厨房龙头
Two-Way Kitchen Faucet

检验员
Inspector

生产日期
Date of Production

富俊汇赢科技（上海）有限公司
中国（上海）自由贸易试验区新杨公路
1800弄1号4幢207室
邮编: 201413

Fortune Brands Innovations (Shanghai) Co., Ltd
Room 207, Building 4, No. 1, Lane 1800, Xinyang Highway,
China (Shanghai) Pilot Free Trade Zone