

MOEN® 摩恩

坐便器盖板

安装使用说明书

Toilet Seat

INSTALLATION INSTRUCTIONS



如需安装支持，配件丢失等，请联系MOEN。
(中国) 400-630-8866
www.moen.cn

PLEASE CONTACT MOEN FIRST
For Installation Help, Missing or Replacement
Parts
[China] 400-630-8866
www.moen.cn

推荐工具

为了安全和让安装和替换变得容易，Moen建议您使用以下工具：

HELPFUL TOOLS

For safety and ease of replacement, Moen recommends the use of these helpful tools.



图片仅供参考
(款式因型号而异)

Image is for reference only
(Style varies by model)

记录购买的型号：
(保存安装说明书以备将来参考)

Record Purchased Model Number:
(Save instruction sheet for future reference)

安装前确认

- 安装前请仔细阅读此安装说明书，了解我司脲醛盖板或PP盖板的特性，准备好安装工具，正确安装盖板，防止危害您或他人及财产的损失。
- 阅读后请保存于使用者随处可见之处。
- 说明书内容和实物可能存在差异，请以实物为准，若产品及附件有任何更新，恕不另行通知。

Checklist before Installation

- Please read this installation manual carefully before installation to understand the characteristics of our urea-formaldehyde toilet seat or PP toilet seat, prepare installation tools, and install the toilet seat correctly to prevent damage to you, others, and property.
- After reading, please save it where the user can see it everywhere.
- There may be differences between the contents of the manual and the actual product. Please refer to the actual product. If the product and accessories are updated, we will not notify you.

注意事项 Cautions



- 请勿站于坐便器盖板上，也勿将重物置于其上。（可能会导致开裂）

- Do not stand on the toilet seat, and do not place heavy objects on it. [May cause cracking]



- 请勿使用厕所所用洗涤剂，住宅用清洁剂、挥发剂、稀释剂以及去污粉、尼龙刷子等清洁，建议使用软布清水清洗以免损伤塑料。（否则可能会导致磨损或开裂）

- Do not use detergents for toilets, household cleaners, volatiles, thinners, decontamination powders, nylon brushes, etc., it is recommended to use a soft cloth and clean water to clean it to avoid damage to the plastic. [Otherwise it may cause abrasion or cracking]

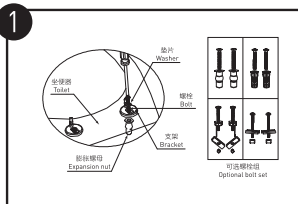


- 不要让小孩玩耍坐便器盖板，避免如手被压伤等意外情况发生。

- Do not let children play with the toilet seat to avoid accidents such as crushed hands.

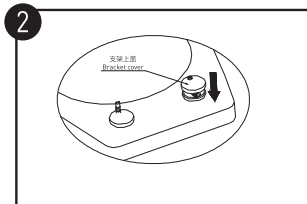


盖板的安装和拆卸 Install and Remove Toilet Seat



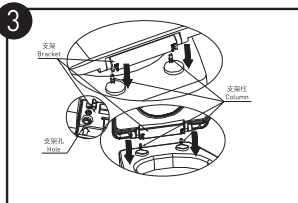
将膨胀螺母、支架、垫片、螺栓装入坐便器安装孔。

Install the expansion nut, bracket, washer, and bolt into the toilet installation hole.



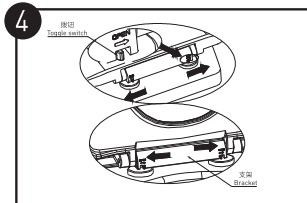
盖上支架上盖。

Close the bracket cover.



将盖板支架孔扣入支架柱。

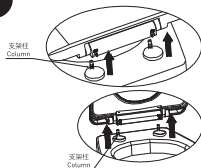
Buckle the hole of the bracket into the column.



拨动支架上的拨钮，使支架柱处于打开状态。

Move the toggle switch on the bracket to make the bracket open.

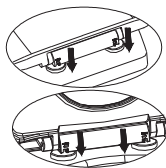
5



拆卸盖板：沿支架柱方向将盖板拔出。

To disassemble the seat, pull out the seat in the direction of the column.

4

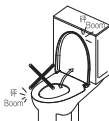


重新安装盖板：沿支架柱方向将盖板支架孔扣入支架柱。

To reinstall the seat, buckle the seat bracket hole into the column along the direction of the column.

使用注意事项 Precautions for Use

- 便座、便盖轻开轻关，否则会导致断裂及功能失效。
- 请避免阳光等光源直射，否则会导致变色。



- 便座/便盖缓降关闭功能说明：
 - a. 有缓降功能盖板关闭时，速度会随室温及使用次数而有所变化。
 - b. 无缓降功能盖板打开便座、便盖时，请用手完全打开，中途放

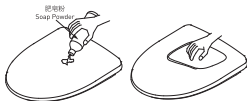
● Toilet seat and lid's slow-down closing function

- a. When the toilet seat with the slow-down function is closed, the speed will vary with the room temperature and the number of uses.
- b. When opening the toilet seat and the toilet lid without slow-down function, please fully open it with your hands. If you release your hand halfway, it may cause your hands to be crushed.

产品的保养 Product Maintenance

- 定期用软布蘸清水擦拭干净，然后用柔软的干布擦干。如有污渍可用中性的洗涤剂（比如肥皂粉）轻轻擦洗后，再用干净的布擦干。
- 请勿用去污粉、研磨粉等含有粗颗粒的洗涤剂、稀释剂、挥发油、酸碱性较强的洗涤剂以及尼龙刷等洗擦本产品，以免损伤产品外观。

- Wipe clean with a soft cloth dampened with clean water regularly, and then wipe dry with a soft dry cloth. If there are stains, use a neutral detergent (such as soap powder) to scrub gently, and then dry with a clean cloth.
- Do not use detergents containing coarse particles such as decontamination powder, abrasive powder, thinners, volatile oils, detergents with strong acid and alkali, and nylon brushes to scrub the product to avoid damage to the appearance of the product.



产品售后保修条款

摩恩产品是在高质量标准及生产工艺下制造的，摩恩承诺为消费者购买的洁具产品提供有限期限免费保修及终身维修服务。

坐便器盖板免费保修期为3年，均自消费者购买日（以摩恩产品分销商开具的发票或收据上载明日期为准）起计。免费保修范围为产品及产品配件由于材质及工艺原因而造成的故障或损坏。免费保修期内，我们将无偿为您提供修理服务及更换发生故障的产品或产品配件。摩恩的售后服务责任仅限于对故障产品的修理，而不延及您因产品故障而发生的其他损失，法律另有规定的除外。

您需了解：产品外观碰伤、刻划痕迹，以及滥用及不正当保养所导致的故障或损坏，均不属于免费保修范围。即使在免费保修期内，属下列（1）-（5）情况之一的，需酌情收取修理费用：

1. 不能出示相符的保修卡和有效购买凭证情况的，
2. 未按使用说明书告知的使用方法和注意事项造成的故障，
3. 自行拆卸、维修、改装所造成的故障和损坏，
4. 由于不可抗力等外部原因引起的故障和损坏，
5. 由于运输、搬运、挤压等造成的损坏。

对于保修期外或不在保修范围内的产品，如需维修，摩恩将酌情收取上门费、人工费及材料费。

本保修条款仅对原始消费者和酒店行业的购买者有效，并不适用于本产品工业、商业、贸易和非酒店行业的使用。

如对本保修条款内容有任何疑问，请拨打400 630 8866 咨询热线，或向当地分销商咨询。

MOEN LIMITED WARRANTY

We offer limited warranty and lifetime maintenance for Moen products, which are all manufactured with high standards of workmanship.

The period of warranty shall start from the date of purchase of the product (according to the invoice or receipt issued by Moen distributors) and shall cover a period of the following: the warranty period for toilet seat is 3 years.

This warranty is your coverage against material and workmanship malfunction or defects in Moen products or components. During the warranty period, we offer free maintenance and changing of malfunctioned products or product components. Moen's after sales service liability is limited to the maintenance of faulty items and does not cover your other losses caused by product malfunction, except for otherwise stipulated by law.

Cosmetic damages (scratches, dents, etc.) and malfunction or defects caused by abuse or improper maintenance is not covered by this warranty.

Although the warranty period remains valid, in case of the following conditions (1) - (5), the maintenance cost (material cost and labor cost) shall still be charged as the case may be:

1. Corresponding warranty card and valid invoice cannot be presented;
2. Faults were caused by the incompliance with the instructions and precautions provided in the user's manual;
3. Damages and faults were caused by self-actuated dismantling, repair and refit;
4. Faults and damages were caused by external factors such as force majeure;
5. Damages were caused by transportation, unloading and extrusion, etc.

This warranty is valid for the original consumers only (including hotel use), and excludes industrial and commercial use of the product (except for hotel use). This card is only responsible for product maintenance rather than any other liabilities. In the event that the product requires maintenance but exceeds the warranty period, or that the product is not covered by this warranty, labor cost and material cost shall be charged as the case may be. Please call 400-630-8866 or contact local dealer for any question.

MOEN 摩恩

合格证 Compliance Certification

产品名称 坐便器盖板
Product Name Toilet Seat

检验员
Inspector

生产日期
Date of Production

富俊汇赢科技（上海）有限公司
中国（上海）自由贸易试验区新杨公路
1800弄1号4幢207室
邮编：201413

Fortune Brands Innovations (Shanghai) Co., Ltd
Room 207, Building 4, No.1, Lane 1800, Xinyang Highway,
China (Shanghai) Pilot Free Trade Zone