




Specifications

DESCRIPTION



- Metal construction with a chrome finish
- G1/2 inlet connections

OPERATION



- Leve style handle
- Anti-clockwise-on / Clockwise-off
- Single Cold

FLOW



- Flowrate is 0.20L/s minimum under 0.3Mpa

CARTRIDGE



- Ceramic 25mm cartridge design
- Nonmetallic / nonferrous and ceramic material

STANDARD

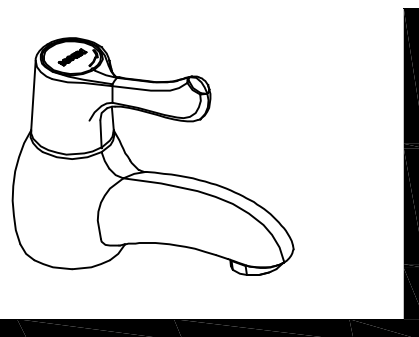


- Designed to meet GB standard and Customer require

WARRANTY



- 5 years limited warranty against leaks and drips

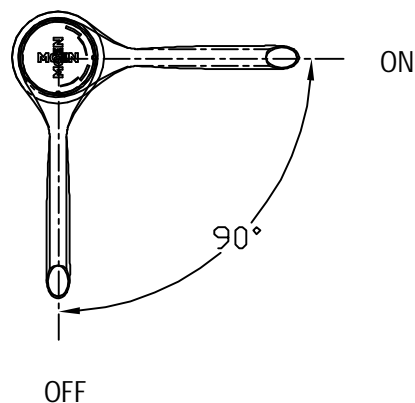
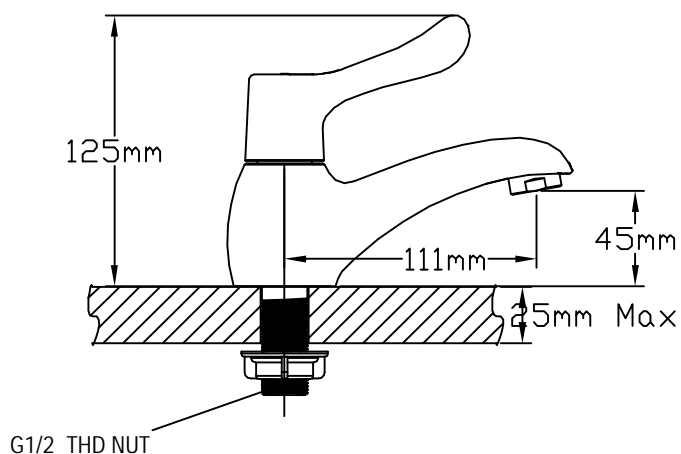


SINGLE COLD TAP

Single Mount Single-Handle Lav Faucet

Models:4010V

NOTE:THIS FAUCET IS DESIGNED TO BE
INSTALLED THRU 35mm MIN. DIA. HOLE



CRITICAL DIMENSION

(DO NOT SCALE)