

## DESCRIPTION

- Metal construction with chrome finish

## OPERATION

- Lever style handle
- Pull-on / Push-off
- Temperature controlled through 110 degree arc of handle travel

## FLOW

- Flowrate is 0.33L/s minimum at 0.3Mpa

## CARTRIDGE

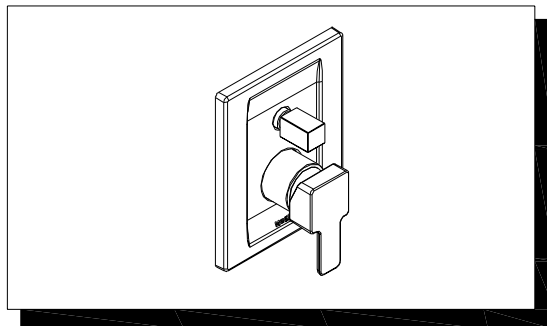
- Ceramic 35mm cartridge design
- Nonmetallic / nonferrous and ceramic material

## STANDARD

- Designed to meet GB-18145

## WARRANTY

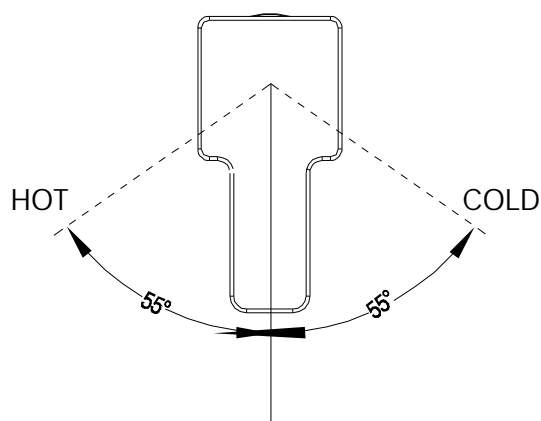
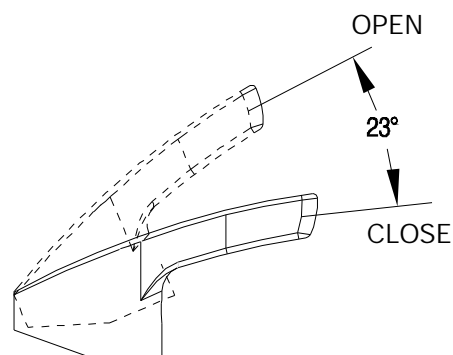
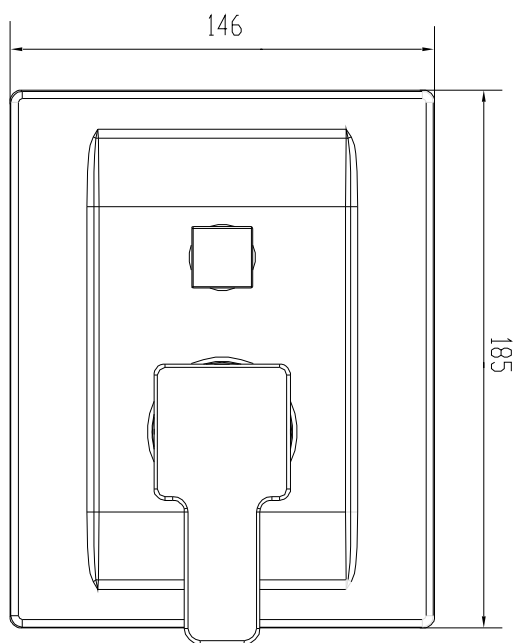
- 7 years limited warranty against leaks and drips



90 Degree

Single-Handle In-Wall Tub Shower Trim

MODEL: INT4713



CRITICAL DIMENSION (UNITS:MM)

(DO NOT SCALE)